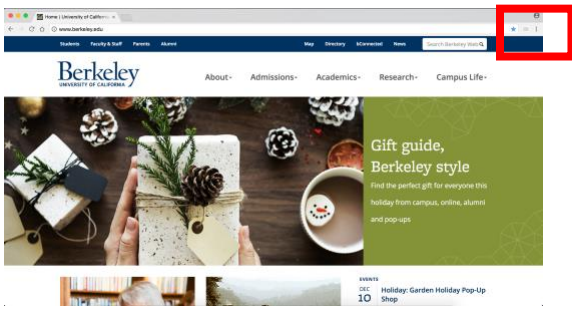



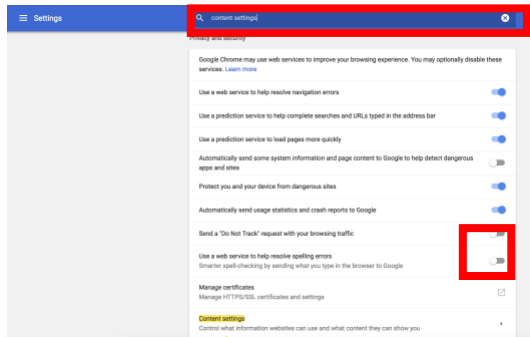
**1) Open Chrome then select the three dots on the top right**



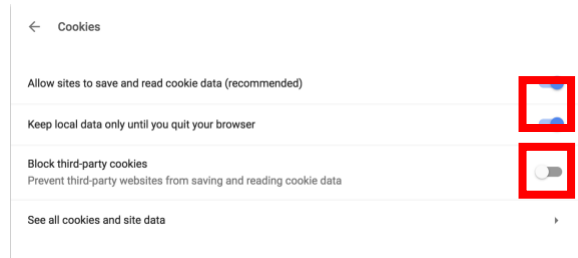
**3) Select Cookies**



**2) Search for "Content Settings" in the search box on the top of the page and select Content Settings below**



**4) Turn on "Keep local data only until you quit your browser" select "See all cookies and site data"**



**5) Select "REMOVE ALL"**

