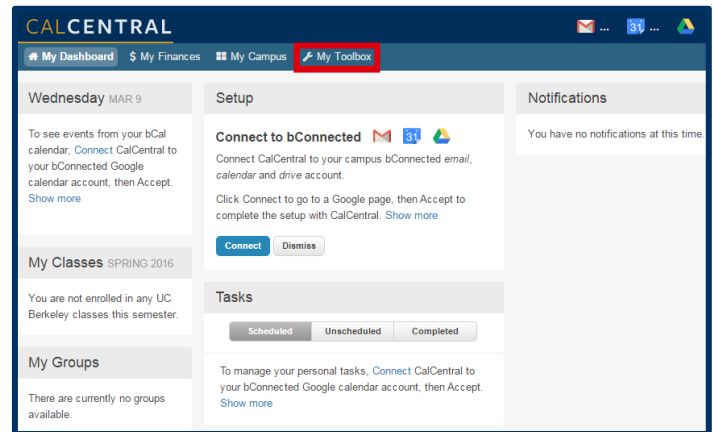


View As (A Student) in CalCentral

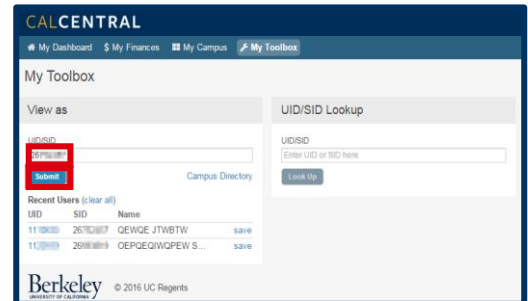
Staff in various campus offices (Advisors, Cal Student Central, Financial Aid, etc.) may have a business need to view a student's CalCentral page the way a student sees it. This feature is called "View As".

To log in and view a student's CalCentral page, you must have the appropriate security access.

Once you have logged into CalCentral using your CalNet ID and Passphrase, click the **My Toolbox** icon.

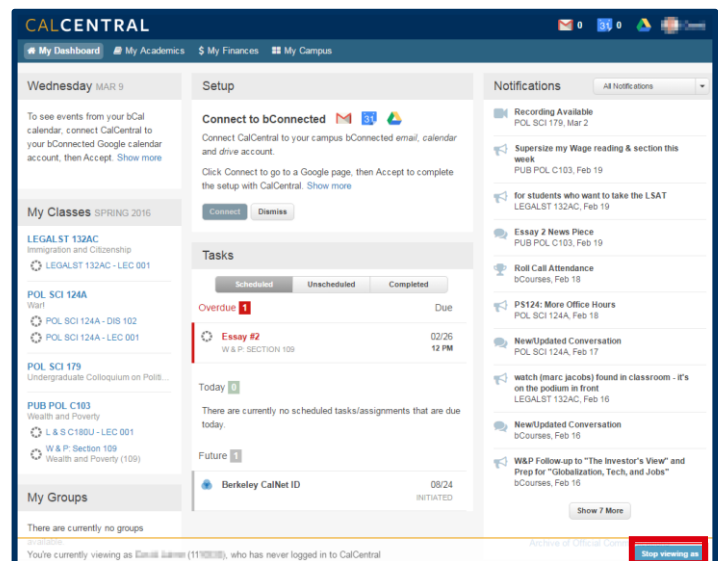


In the **View As** section, enter the student's ID number. You can also use a student's UID, which you can find on the campus directory: <http://www.berkeley.edu/directory>



You will now be able to navigate the same pages the student can. The banner at the bottom of the page will confirm the student whose profile you are mimicking.

NOTE: Remember to click the "Stop viewing as" button, when you are done.



Support:

For questions or assistance, please contact the SIS Project

- Call **510-664-9000** (press **option 6**)
- Email: sishelp@berkeley.edu
- Submit a ticket: https://shared-services-help.berkeley.edu/new_ticket/it